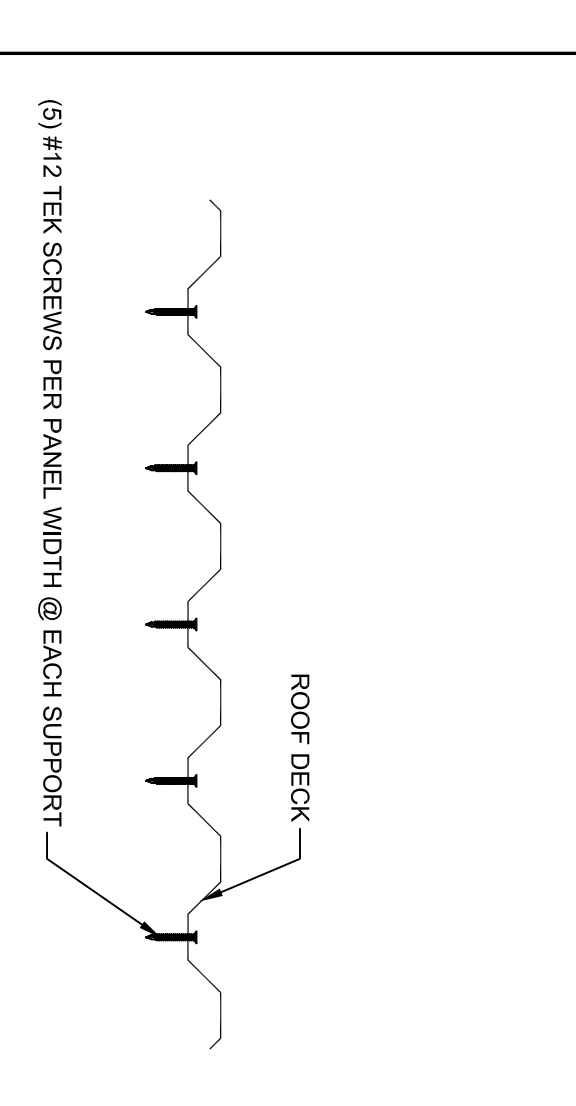
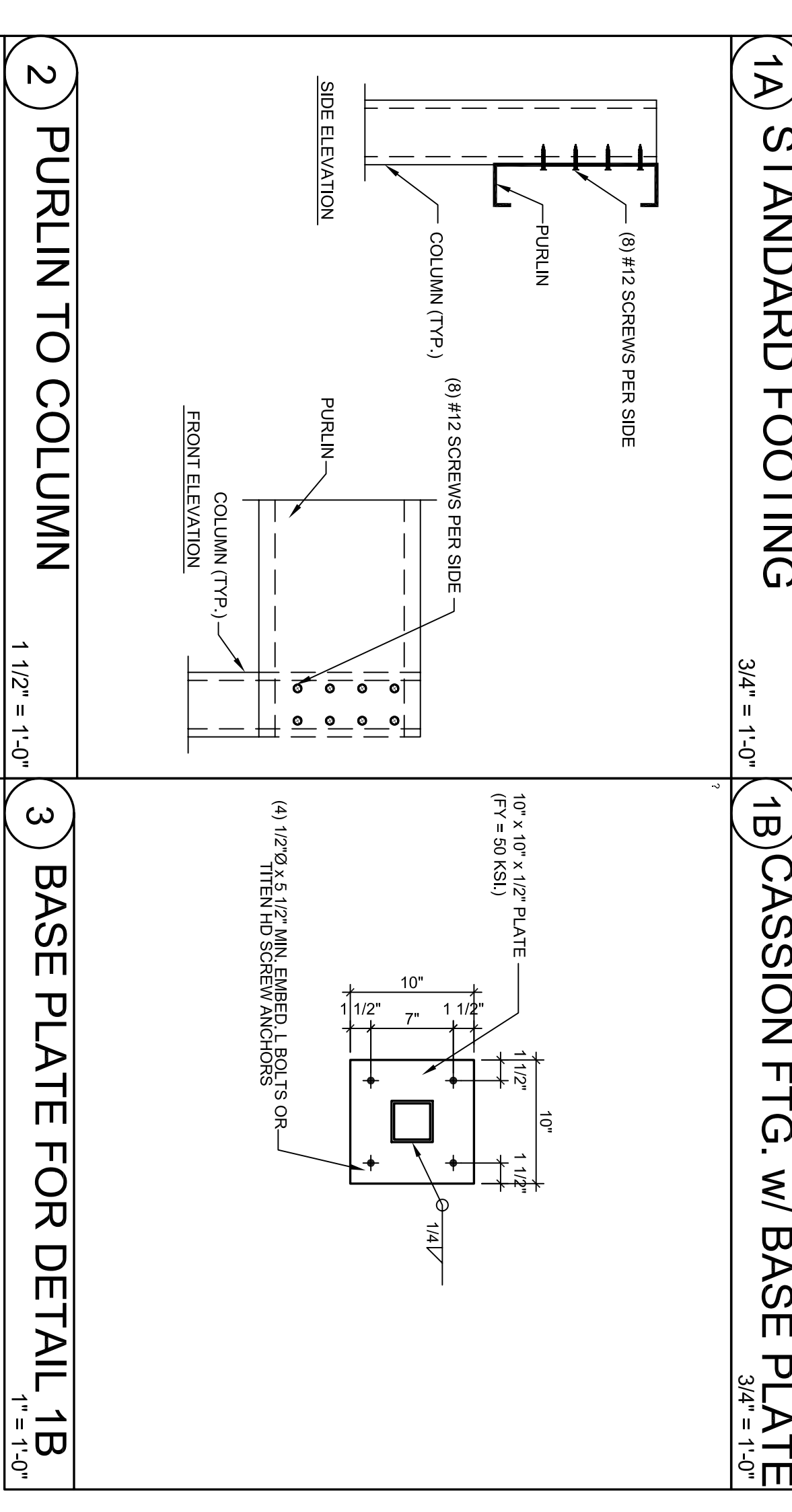
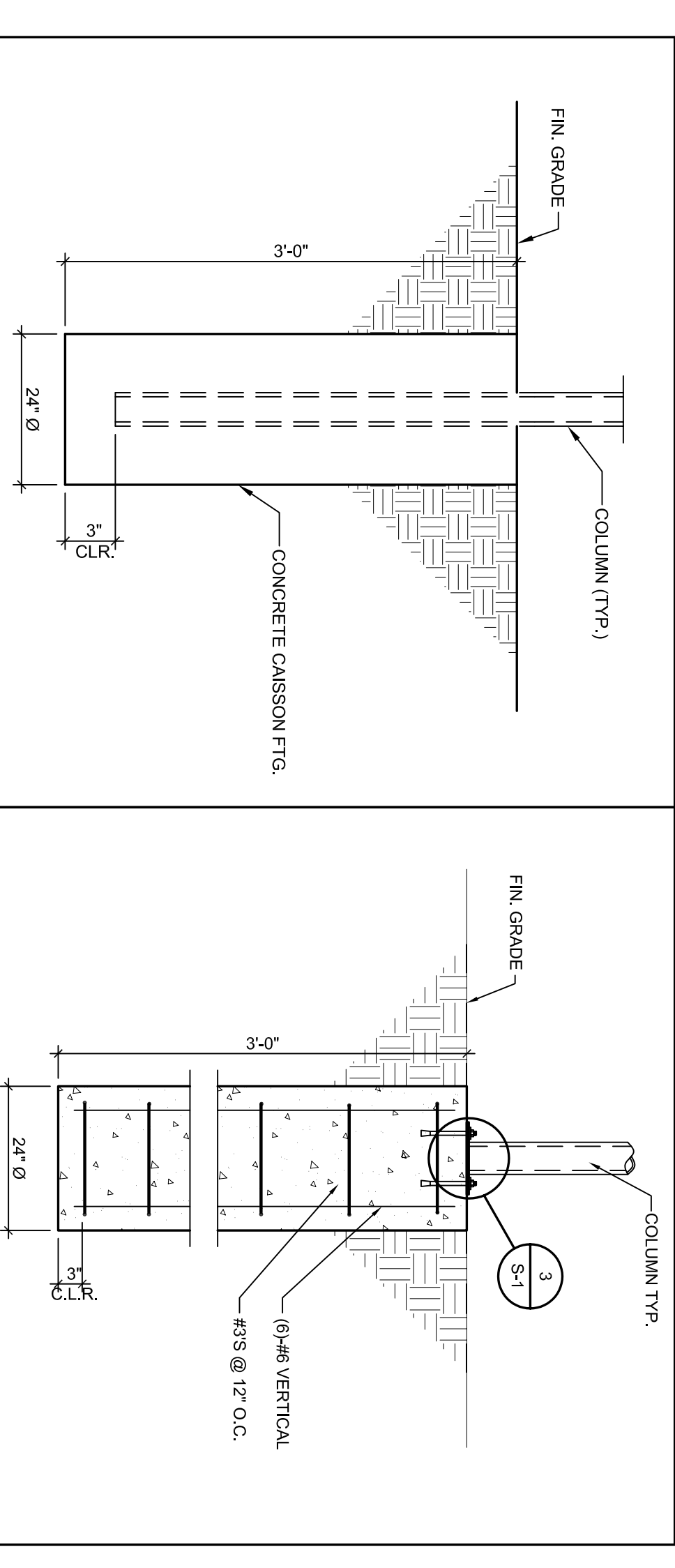
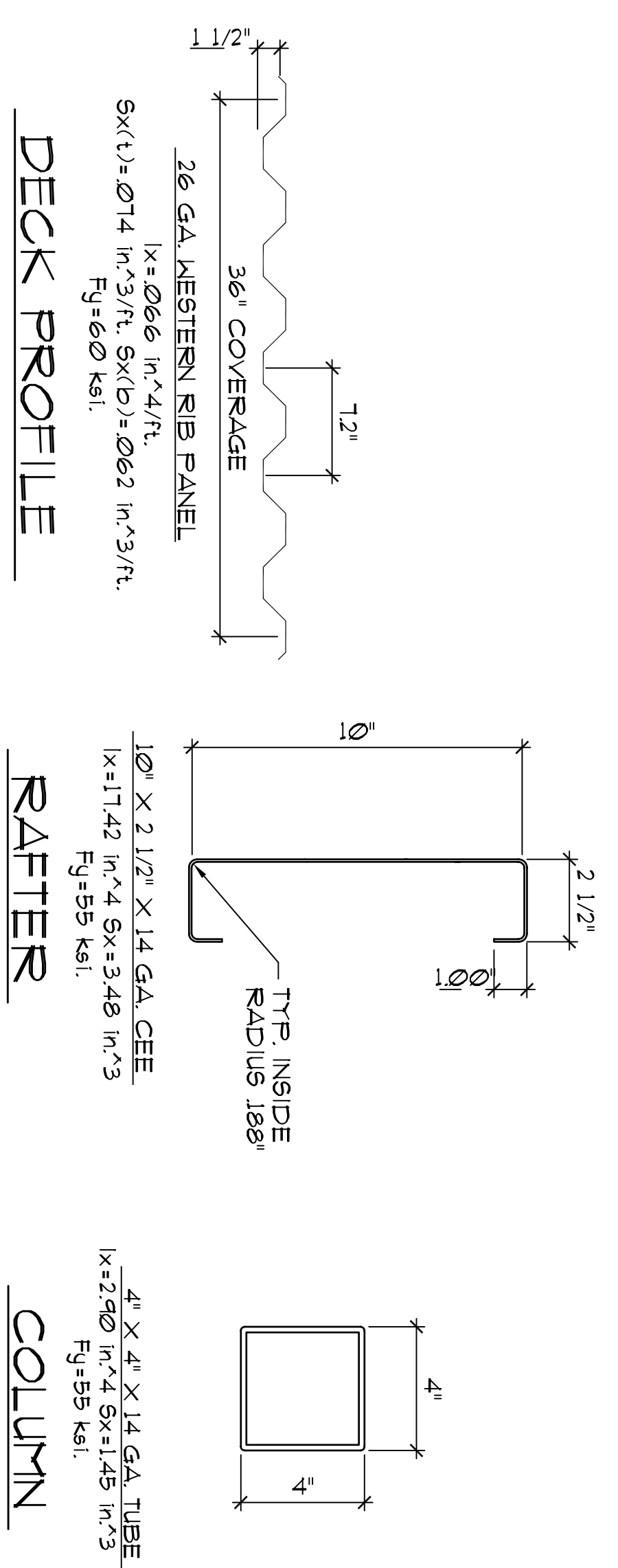


JOB NUMBER	1936-08
ROOF DECK	26 GA. WESTERN PANEL Fy = 60 KSI
PURLIN	10" X 2 1/2" X 14 GA. CEE Fy = 55 KSI
COLUMN 1	4" X 4" X 14 GA. TUBE Fy = 55 KSI
FOUNDATION TYPE:	DIMENSIONS
CANOPY CAISSONS	24"Ø
	DEPTH
	3'-0"



**GENERAL STRUCTURAL NOTES**

- CODE:
  - 2006 International Building Code
  - 2001 American Iron and Steel Institute Handbook of Cold-Formed Steel Design
- Loads:
  - Roof Live Load = 20 PSF (Red.)
  - Basic Wind Speed = 90 mph • Importance Factor (I) = 1.0 • Exposure = C
  - Seismic Design Category = D • Occupancy Category = II
  - Basic Seismic - force - resisting System:
  - Lateral : Fixed base columns.
  - Longitudinal: Fixed base columns.
  - Analysis Procedure: Equivalent Lateral Force Procedure
- Foundations:
  - Allowable soil bearing value is 1500 PSF at 18" below finish grade or existing natural grade, whichever is the lower elevation. Round or square caisson footing embedment depths for footings do not apply to locations where walls of the hole will not stand without supplemental support, or where UNCOMPACTED fill of organic fill material exists. Design lateral soil pressure per IBC section 1804.2 for Class 5 soils.
- Concrete:
  - All concrete herein required shall be done in accordance with ACI Standard 318-95, "Specifications for Structural Concrete for Buildings", which is hereby made a part of these documents, with the following modifications:
  - Para 2.11.2 Cement shall comply with ASTM C150, Type II, and shall contain no flyash.
  - Para 3.2.2 F<sub>c</sub> shall be 2500 PSI minimum for all concrete at 28 days for all concrete.
  - Para 4.1.3 The use of earth cuts for forms is permitted.
  - Para 5.2 Reinforcing shall be new billeted steel complying with ASTM A615, Grade 40.
  - Concrete shall be thoroughly consolidated by suitable means during placement and shall be thoroughly worked around reinforcement and embedded fixtures and into corners of the forms.
  - Curing of concrete shall be in accordance with sections 1905.11.1 through 1905.11.3.
- Structural Steel:
  - All structural steel shall be ASTM A36 (Fy=36,000 PSI) or ASTM A 572 GRADE 50 (Fy=50,000PSI); All pipe shall be ASTM A 501 (Fy = 36,000 PSI) or ASTM A53, Type "E" or "S", grade "B" (Fy = 36,000 PSI). All tubular steel shall be ASTM A500 (Fy=46,000 PSI). All bolts shall be ASTM A325, (Fy = 58,000 PSI). All construction per latest AISC handbook. All expansion bolts to have current I.C.B.O. approval. All welding by welders holding valid certificates and having current experience in type of weld shown on the drawings or notes. Certificates shall be those issued by and accepted testing agency. All welding by E70 series low hydrogen rods. (Use E60 for ASTM A706 - grade 40 reinforcing bars). All welding per American Welding Society Standards.
- Drawing sealing requirement
  - These drawings are to be wet sealed by the engineer. All copies shall bear wet seals.
  - If a copy of this drawing is disturbed without the proper wet seal the drawing is considered invalid. The duplication or copying of this drawing could mean the original drawing has been modified from its original content. All liability is removed from the below wet sealed. All wet sealed drawings are signed in blue ink and are accompanied with a red ink "VALID ONLY WHEN WET SEALED" stamp.
- Steel Decking / Screw Fasteners:
  - Steel roof deck shall conform to the specifications of the steel deck institute. Fy = 60 KSI. Screw connections to framing members shall be not less than noted below:
    - To all transverse supports six (6) #12-14 TEKs screws per sheet.
    - End laps use #10 Tek's @ 18" o.c.
    - Panel seams use #10 Tek's @ 18" o.c.
    - Panel to run continuous over minimum two spans
    - Minimum spacing of screws shall not be less than 3 diameters.
    - The head of the screw or washer shall have a diameter, dw of not less than 5/16" washers shall be at least 0.05 "thick."
  - All screws shall conform to SAE J78 provisions of structural screws.
- Light Gauge Structural Steel Framing:
  - All structural steel framing material and its erection shall be in accordance with the latest edition of the American Iron and Steel Institute "Specifications for the Design of Cold Formed Steel Structural Members".
  - All welding to be prepared by welders holding a valid certificate and having current experience in light gauge steel. Certificates shall be issued by an accepted testing agency. Do not drill or notch members without prior approval of the structural engineer. All welding to be performed in an approved fabricators shop.
  - Structural steel members are furnished to a specified minimum yield point greater than 60 KSI. The grade and the ASTM specification number or other specification designation shall be indicated by pointing, decal, tagging or other suitable means on each lift or bundle of indicated elements.
- Contractor:
 

Gage No.	12	14	16	18	20	22	24	26	29	30
Design Thickness, inches	0.1046	0.10747	0.05981	0.04703	0.03591	0.02991	0.02391	0.01791	0.01351	0.0120

**BASE PLATE SOLD SEPERATELY**

design	RNV
drawn	RNV
check	SWS
date	10/15/08

**WESTERN STATES DECKING, INC.**  
**18' x 18' x 10'-0" MAX CLEAR HT.**  
**6 POST CANOPY / 2 CARS**  
**20 PSF. RED., 90 MPH., SZ. D**  
**2006 INTERNATIONAL BUILDING CODE/ NEVADA**

**S. E. CONSULTANTS, Inc.**  
 Structural Engineering Consultants

SHEET  
**S1**  
 of 1  
 Job 1936-08